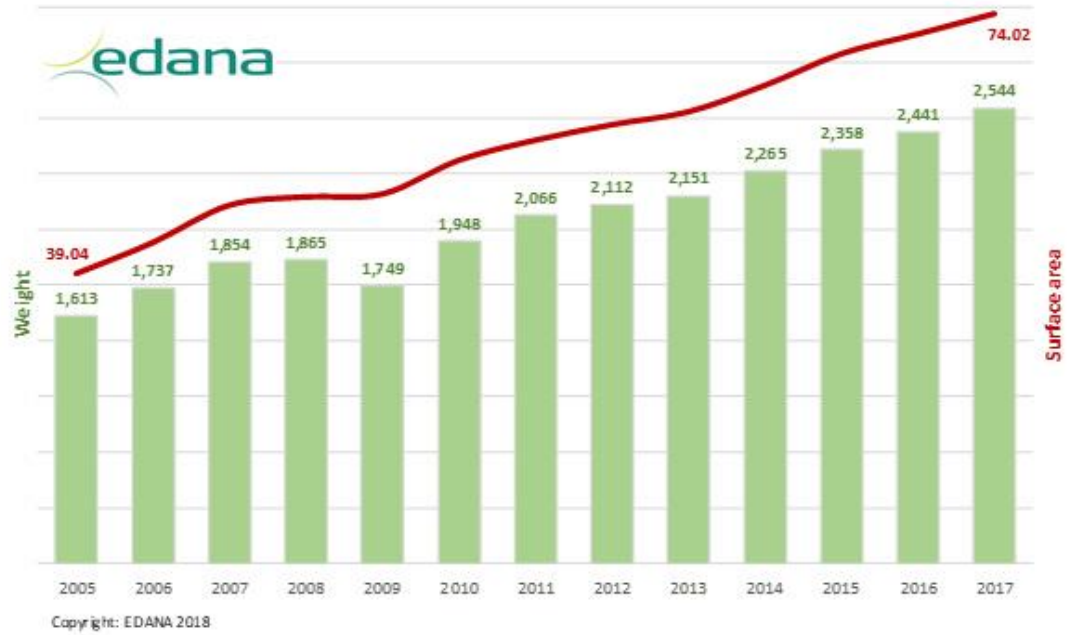


NONWOVEN STATISTICS 2018 (data 2017)

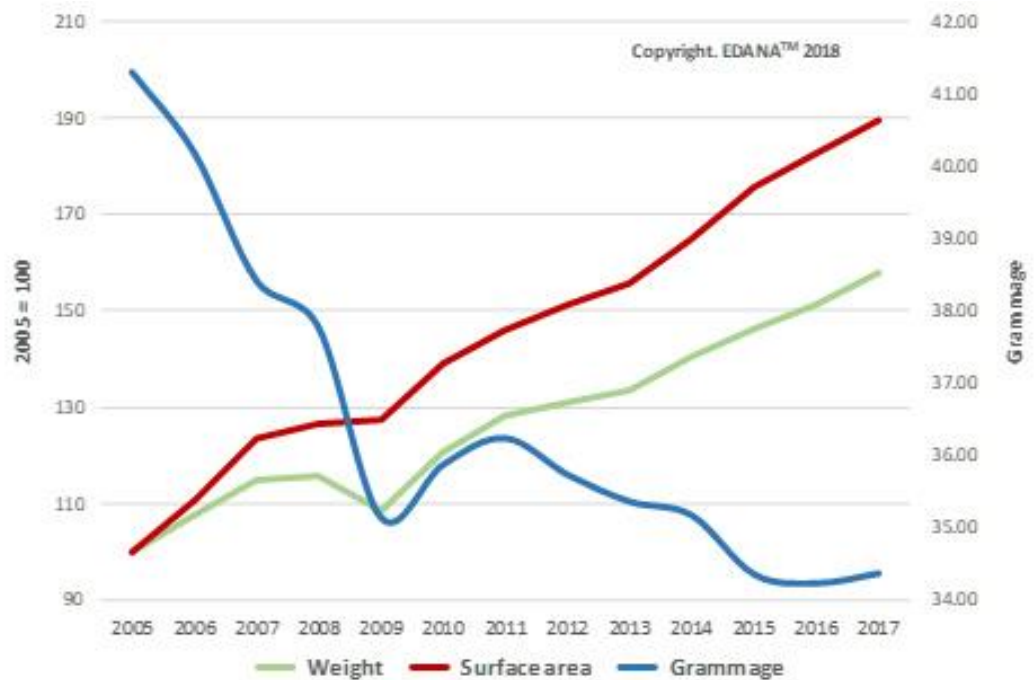
Production Figures

- In 2017, nonwovens production in Greater Europe increased in volume by 4.3% to reach 2,544,450 tonnes.
- This compares with growth rates in the two previous years of 3.5% in 2016 and 4.1% in 2015, on a comparable basis.
- The total estimated turnover for the Greater European nonwovens industry in 2017 was around €7,869 million (in comparison to €7,455 million in 2016).

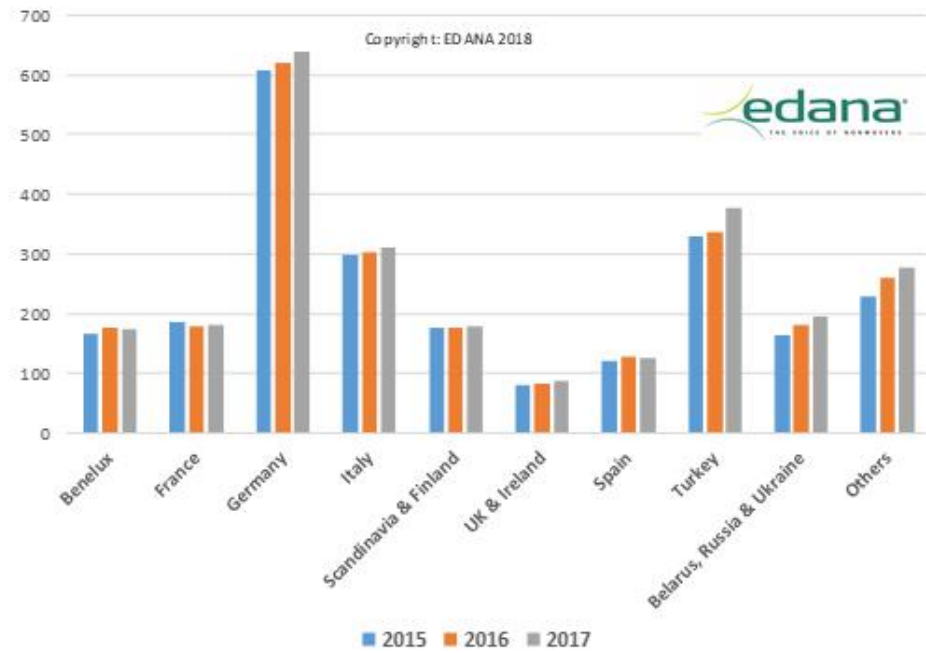
NONWOVEN PRODUCTION IN GREATER EUROPE (in thousand tonnes 2017)



EVOLUTION OF PRODUCTION OF NONWOVENS AND PRODUCTS' WEIGHT (in thousand tonnes in 2017)



**NONWOVEN
PRODUCTION IN
GREATER EUROPE**
(in thousand tonnes in
2017)

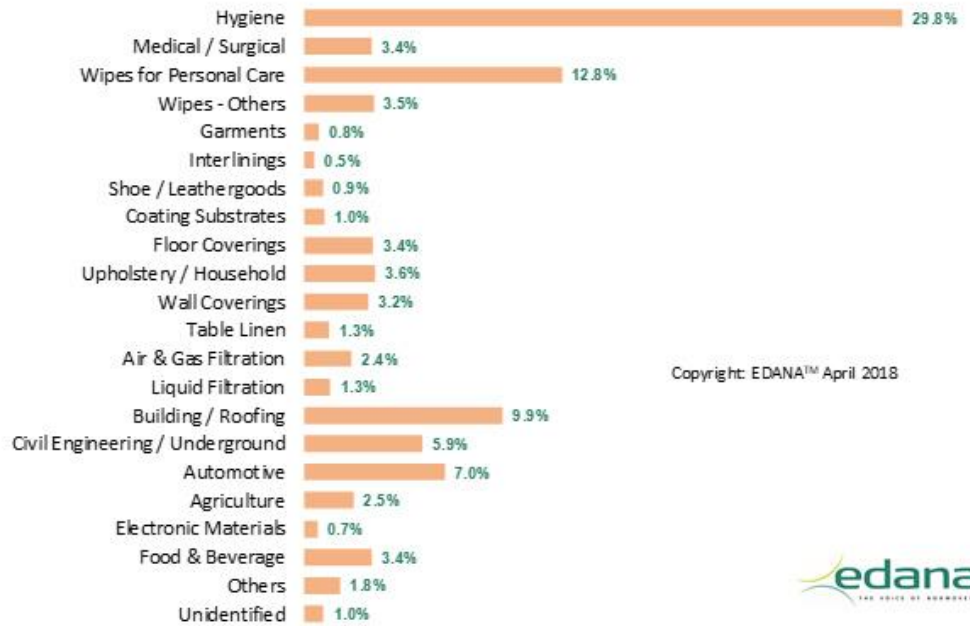


Markets

In 2017, the main market segments in terms of volume for nonwovens roll goods, were

- hygiene (29.8%)
- wipes for personal care (12.4%)
- construction (9.5%)
- automotive (7%)
- civil engineering (5.9%)
- filtration (3.7%)
- upholstery/household (3.6%)

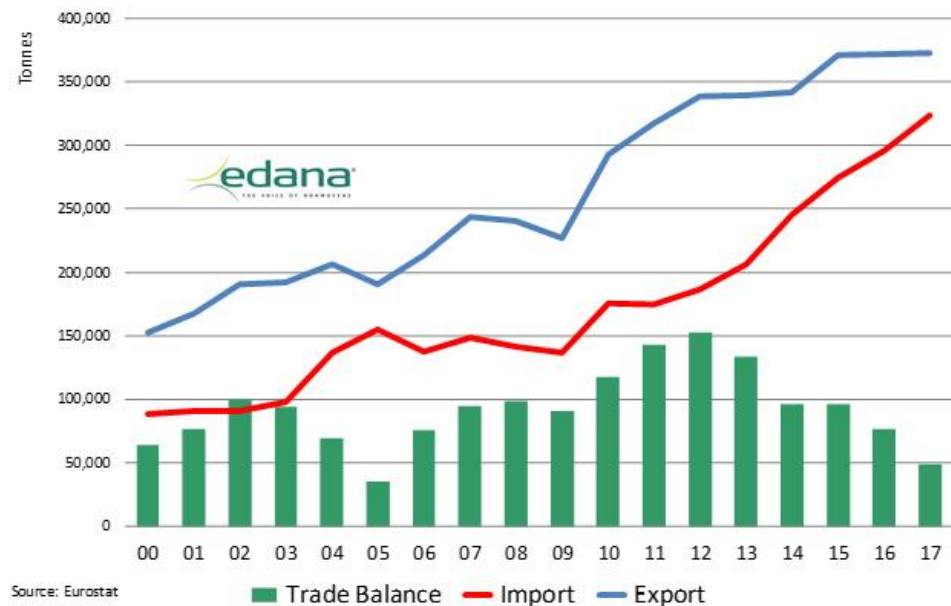
**NONWOVEN
DELIVERIES IN
GREATER EUROPE
BY END USES**
(in thousand tonnes
in 2017)



Trade

- In volumes, total nonwoven exports from EU28 countries to the rest of the world increased by only 0.2% in 2017, amounting to 372,421 tonnes (as compared to 371,696 tonnes in 2016) for a value of € 1,812 million (a +3.7% increase in value).

**NONWOVEN TRADE
FLOWS WITH THE NON-
EU COUNTRIES** (in
volumes in 2017)



Employment

- Our estimate based on answers from many member companies indicates that the total figure of people employed for nonwoven production in Europe increased in 2017 by around 2.0% and is estimated now at nearly 27,000 people.

The full report and detailed data for the "2018 European Nonwovens Production and Deliveries" are available for member's only as part of their membership benefits. For further information, please contact Jacques Prigneaux, Market Analysis and Economic Affairs Director (jacques.prigneaux@edana.org)